


THE UNIVERSITY OF RHODE ISLAND



KINGSTON CAMPUS MAP

ALL PARKING AREAS REQUIRE CURRENT PERMITS.

-  **STAFF** FACULTY/STAFF PARKING
-  **C** COMMUTER STUDENT PARKING
No overnight parking.
-  **FR** FRESHMAN RESIDENT PARKING
-  **A** APARTMENT RESIDENT PARKING
-  **GS** GREEK & SPECIAL PROGRAMS RESIDENT PARKING
-  **UR** UPPERCLASSMAN RESIDENT PARKING

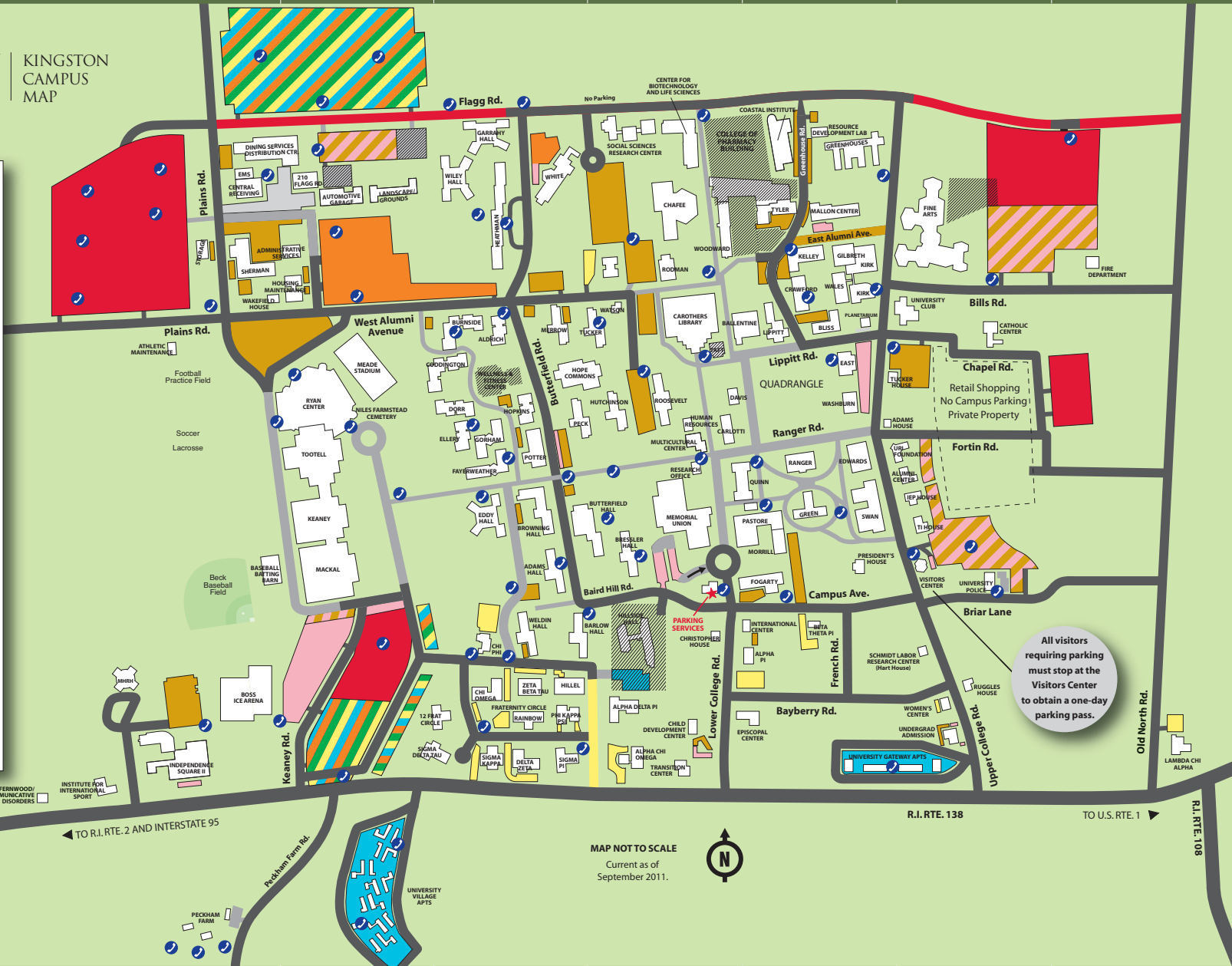
 **V** VISITOR PARKING
Some restrictions may apply. Please obey posted signage.

STRIPED AREAS INDICATE MULTIUSE.

-  FACULTY STAFF, AND VISITOR PARKING ONLY
-  GENERAL STUDENT PARKING
(all students with current parking permits)

 AREA UNDER CONSTRUCTION OR RENOVATION
Unauthorized vehicles and pedestrians are prohibited in and around these areas. Please obey posted signage.

-  ROADWAYS
-  PEDESTRIAN & EMERGENCY/SERVICE VEHICLES ONLY
-  EMERGENCY TELEPHONE SYSTEM



All visitors requiring parking must stop at the Visitors Center to obtain a one-day parking pass.

MAP NOT TO SCALE
Current as of September 2011.

